



**R-LOCK with integrated CODAN Check Valve**



**Male Luer-Lock adapter  
with integrated  
CODAN Check Valve**



**Double Y-site connector  
with integrated  
CODAN Check Valve**



**Y-site with integrated  
CODAN Check Valve**



**Inline CODAN Check Valve**



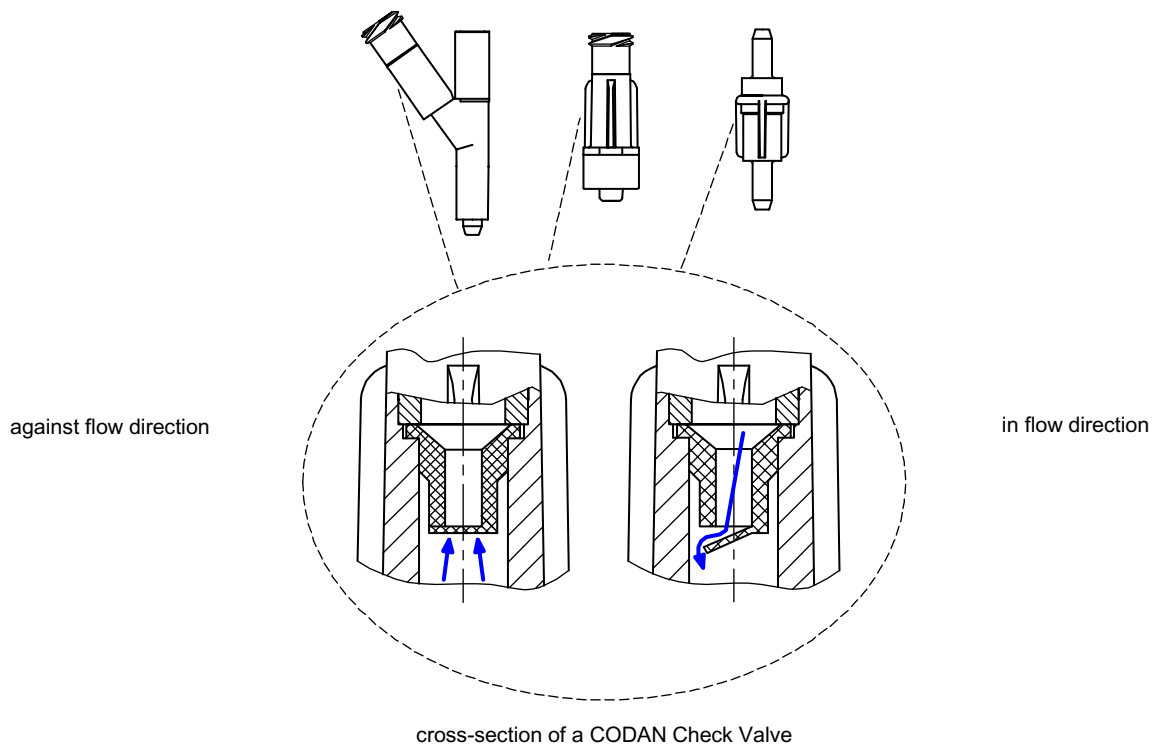
**Y-site connector with integrated  
CODAN Check Valve**



**Female Luer-Lock adapter  
with integrated  
CODAN Check Valve**

### Technical data (typical values)

- Minimum closure flow 0,1 ml/h\*  
(required flow to close the valve – against flow direction)
- Flow reduction 34%\* (see enclosure 1 for more information)
- Opening pressure 0,75 kPa (7,5 cm water column), max. 2,0 kPa (20 cm water column)
- Pressure resistance 200 kPa, 15 minutes, 40°C water temperature (ISO 8536-12)



The CODAN Check Valves were mainly developed for the infusion technology to prevent backflow of solution, e.g. parallel infusion.

The CODAN Check Valves are already open at a minimal flow rate in flow direction.

A closure plug is to be used, if the CODAN Check Valve is not in use.

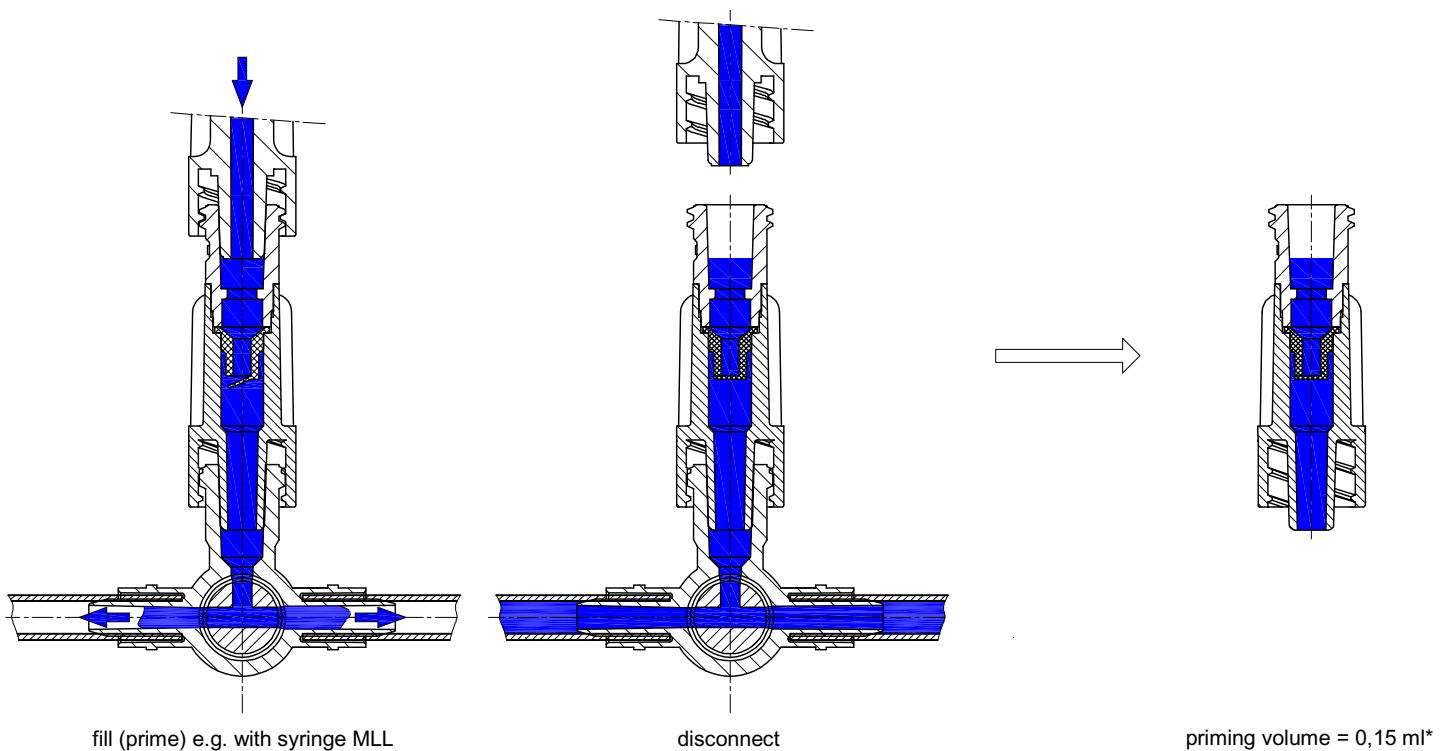
\*depending on the medium used

## R-LOCK

The CODAN R-LOCK adapter with integrated check valve is equipped with a Male and a Female Luer-Lock connector. The product complies with the physical, chemical and biological requirements of the standard ISO 8536 part 12 (Infusion sets for medical care – check valves).

The CODAN R-LOCK prevents any backflow of solution and can be connected with any kind of infusion sets, extension lines, 3-way stopcocks/manifolds and single use syringes. In order to avoid air entrapment, the CODAN R-LOCK has to be capped after use.

For gravity and pump infusions, compatible in combination with volumetric and syringe pumps with a max. occlusion pressure alarm of < 200 kPa according to the standard ISO 8536 part 8 (Infusion equipment for medical use – Part 8: Infusion equipment for use with pressure apparatus).



representation of priming volume of R-LOCK - exemplary

\*depending on the medium used



This product information can be applied to following part numbers:

### Male Luer-Lock adapters

REF 13.2658  
REF 13.4503  
REF 13.4504  
REF 13.4505  
REF 13.4506  
REF 13.4554  
REF 13.4556

### Y-injection sites

REF 16.3411  
REF 16.3444

### Y-sites

REF 16.3417  
REF 16.3420  
REF 16.3431  
REF 16.3434

### Double Y-sites

REF 16.3442  
REF 16.3443  
REF 16.3445  
REF 16.3446  
REF 16.3447

### Inline check valves

REF 16.4506  
REF 16.4509  
REF 16.4515

### Female Luer-Lock adapters

REF 18.4600  
REF 18.4601  
REF 18.4603  
REF 18.4606

### R-LOCK

REF 16.5250

### Disclaimer:

The above is indicated only for information. This document is not a specification. The values given are typical and subject to the usual fluctuations. Please follow the instruction for use by the medication manufacturer and the actual SPC (Summary of Product Characteristics). Common hygiene measures and working methods are to be followed at all times.

**Subject to alterations without prior notice!**

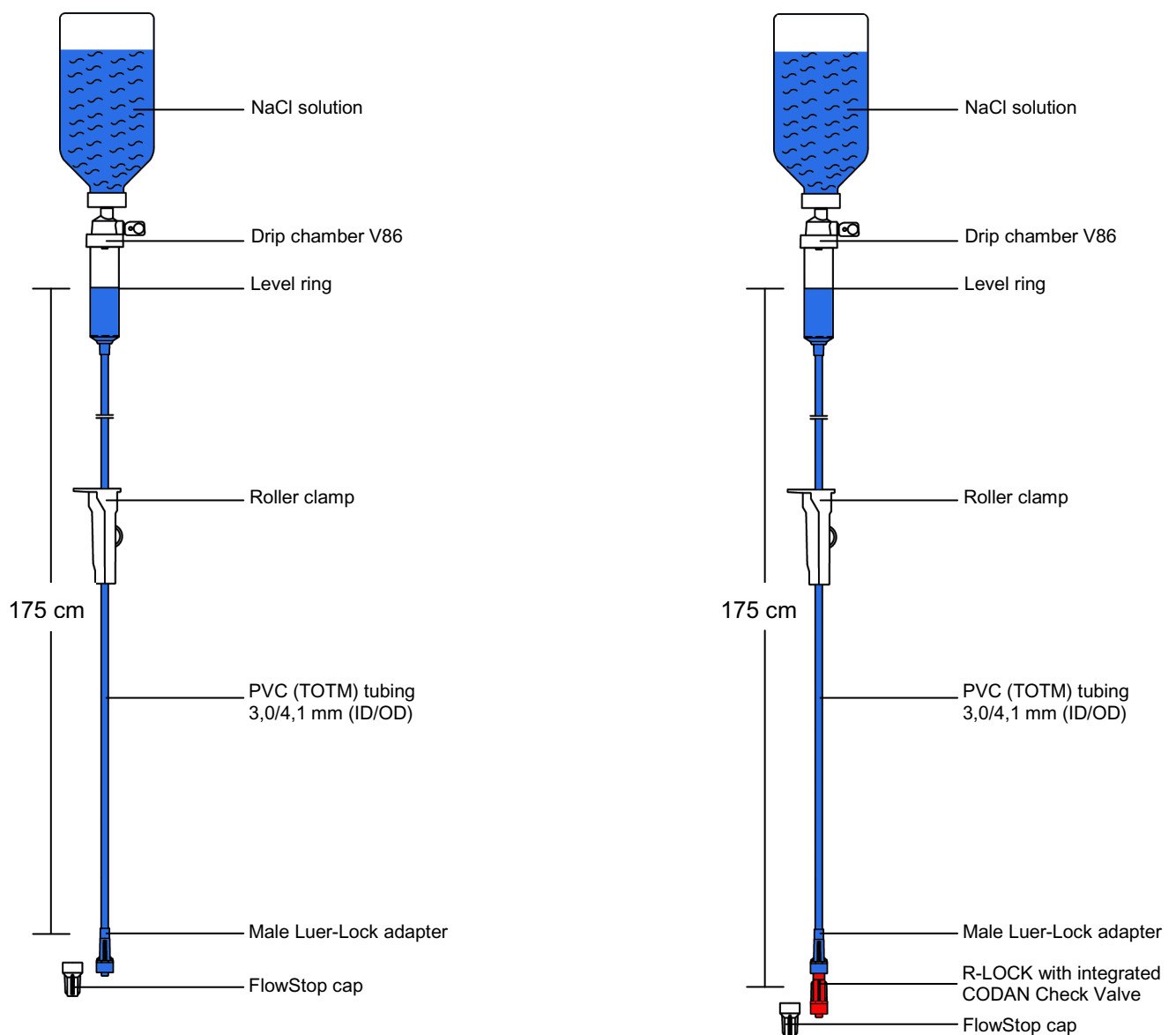
## Enclosure 1 – Test procedure to determine the flow reduction

**Test devices:** REF 43.4270 (Infusion set V86-P)  
REF 16.5250 (R-LOCK with integrated CODAN Check Valve)

### Test procedure:

To enable a direct comparison of the administration with and without an integrated CODAN Check Valve, we administer at first NaCl solution with a standard infusion set V86-P (see picture below on the left side) for a period time of one minute. Result of the flow rate -> 198,3 ml/minute.

Afterwards we did this administration procedure again but with several R-LOCK in addition at the end of the infusion set V86-P (see picture below in the right side) also for a period time of one minute. Result of the average flow rate -> 130,8 ml/minute.



### Conclusion:

The implementation of the above test procedure shows a flow reduction of 34% with an integrated CODAN Check Valve.